



IDC Ribbon Cable with PVC Insulation



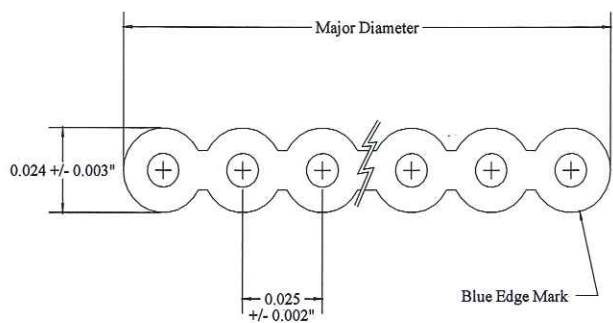
Applications: The TE/Madison Cable family of PVC insulated IDC Ribbon Cables utilize manufacturing processes that provide precise tolerances for mass termination. The same processes ensure consistent and reliable electrical performance while using low cost PVC insulating compounds. The PVC insulated family of cables is available in various center spacings of #30, #28, #26, #24, #22 and #18 AWG conductor sizes for a wide range of applications. The 0.025" center spacing cable delivers a high signal density allowing the use of a high performance cable that meets the specifications of miniaturization. The 1.0mm spacing cables are designed for the disk drive industry where the 2.0mm IDC connector is widely accepted, whereas the 0.050, 0.100, and the 0.156 spacing cables are used for general purpose electronic interconnect applications.



TE/Madison Cable's IDC Ribbon Cable, produced to precise tolerances with low-cost PVC insulation, delivers consistent electrical performance and economy in a wide range of general purpose applications.

Features & Benefits

- Available in 0.025", 1mm, 0.050", 0.100" and 0.156" center spacing.
- Conductor sizes available: #30, #28, #26, #24, #22 and #18 AWG
- Conductor plating available: bare, tinned and overcoat
- Operating temperature of -20°C to +105°C
- UL and CSA Safety Certification available
- Polarity edge marked for proper circuit alignment
- Utilization of low cost PVC insulation
- Available in a variety of conductor widths up to 100 positions, depending on the center spacing, allowing installation in a wide variety of applications
- Compatible with all mass termination equipment eliminating the need for cable specific tooling and machinery



.025 (0.63) PVC Insulation

30 AWG Solid Bare Copper
32 AWG 7/40 Stranded Tinned Copper
Voltage- 150 Volts
Impedance- 80 Ohms nom.
Capacitance- 19.2 pf/ft at 1 MHz nom.
Propagation Delay- 1.51 ns/ft nom

.025 (0.63) PVC Insulation

30 AWG 7/38 Stranded Tinned Copper
Voltage- 150 Volts
Impedance- 66 Ohms nom.
Capacitance- 23 pf/ft at 1 KHz nom.
Propagation Delay- 1.55 ns/ft (5.6 ns/m)

.025 (.635) FEP Insulation

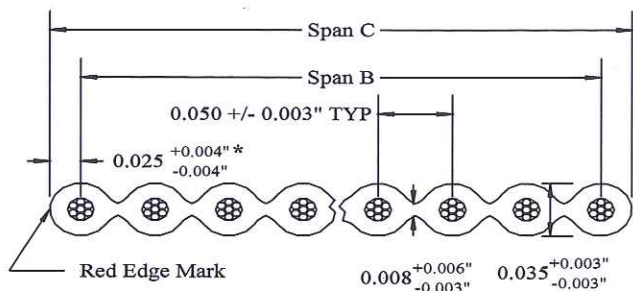
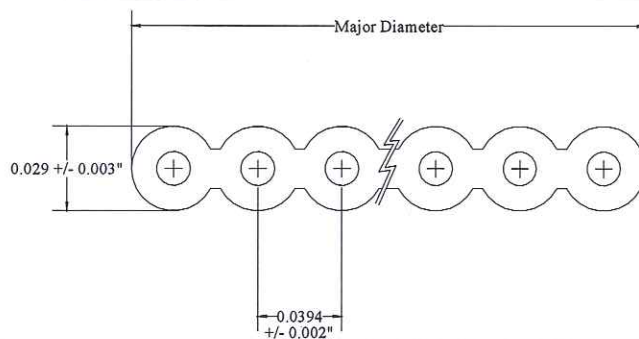
30 AWG Solid & 7/38 Stranded & 32 AWG Solid & 7/40 Stranded
Available in Solid Bare, Stranded & Silver Plated Copper
Working Voltage- 300 Volts
Impedance GSG- (30 AWG) Solid, 93 ohms, Stranded, 85 ohms
(32 AWG) Solid, 110 ohms, Stranded, 105 ohms
Capacitance GSG- 12.0 pf/ft at 1 MHz max.
Propagation Delay- (30 AWG) Solid, 1.34 ns/ft, Stranded, 1.36 ns/ft
(32 AWG) Solid, 1.36 ns/ft, Stranded, 1.36 ns/ft

1mm (.0394) PVC Insulation

28 AWG 7/36 Stranded Tinned Copper
Voltage- 150 Volts
Impedance- 80 Ohms nom. (GND, SIG, GND)
Capacitance- 18.3 pf/ft at 1 MHz max.
Propagation Delay- 1.47 ns/ft
Cable Surface Printed per UL & CSA requirements

1mm (.394) FEP Insulation

28 AWG 7/36 Stranded
Available in Bare, Silver & Tinned Copper
Working Voltage- 300 Volts
Impedance GSG- 100 Ohms
Capacitance GSG- 12.0 pf/ft at 1 MHz max.
Propagation Delay- 1.30 ns/ft



*Note: Tolerance is +0.006 / -0.004" for 64 Conductor.

.050 (1.27) PVC Insulation

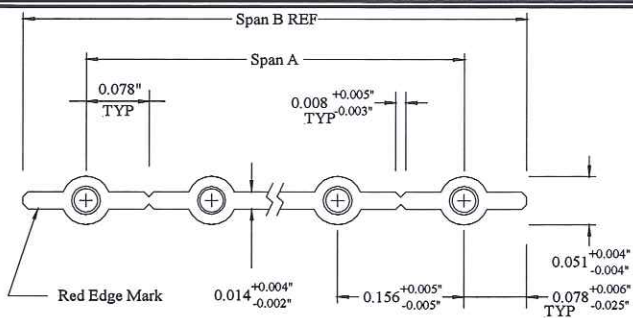
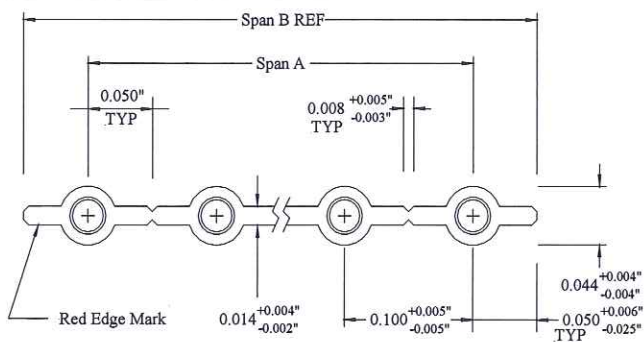
28 AWG 7/36 & 26 AWG 7/34 Stranded Tinned Copper
Voltage- 300 Volts
Impedance- 28 AWG 105 Ohms nom., 26 AWG 89 Ohms nom. (GND, SIG, GND)
Capacitance- 15 pf/ft at 1 MHz max.
Propagation Delay- 1.41 ns/ft
Cable Surface printed per UL & CSA requirements

.050 (1.27) FEP Insulation

28 AWG 7/36 & 19/40 Stranded
Available in Bare, Silver & Tinned Copper
Voltage- 300 Volts
Impedance CSG- 120 Ohms
Capacitance CSG- 11.0 pf/ft
Propagation Delay- 1.29 ns/ft

.100 (2.54) PVC Insulation

28 AWG 7/36 Stranded Tinned & Overcoat Copper
26 AWG 7/34 Stranded Tinned & Overcoat Copper
24 AWG 7/32 Stranded Tinned & Overcoat Copper
22 AWG 7/30 Stranded Tinned Copper
Voltage- 300 Volts
Conductor DC Resistance- 0.025 Ohms/ft nom. @ 20°C
UL Recognized- AWM Style 2651 105°C 300 Volts VW-1
CSA Certification- AWM I A 105°C 300 Volts FT1
ROHS Compliance- In Accordance to European Directive 2002/95/EC



.156 (3.96) PVC Insulation

22 AWG 7/30 Stranded Tinned Copper
18 AWG 7/26 Stranded Tinned Copper
Voltage- 300 Volts
Impedance- 100 Ohms nom. @ TDR
Capacitance- 12 pf/ft [39 pf/m] nom.
Time Delay- 1.21 ns/ft nom.
Conductor DC Resistance- 0.062 Ohms/ft Maximum @ 20°C
UL Recognized- AWM Style 20424 200°C 300 Volts
RoHS Compliance- In Accordance to European Directive 2002/95/EC